

Ohio

People

The total population of Sharonville is 14,032. The median age is 39.05

14,032

Total Population



48.57%

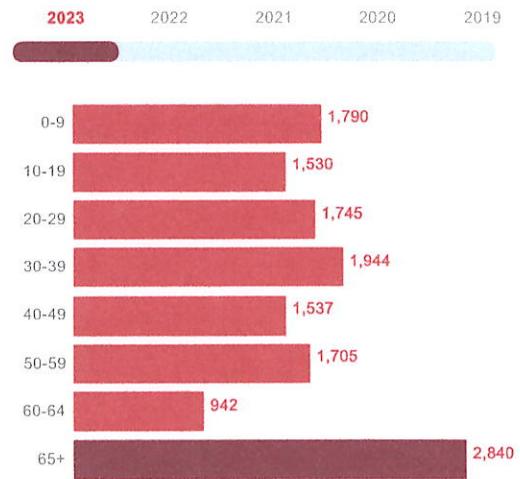
Male



51.43%

Female

Age Distribution



Median Age

39

Population Growth (in thousands)



Educational Attainment

44.98% of the population in Sharonville have an associate's degree or higher. 92.04% have a high school degree or higher.



< Grade 9
4.21%



Grade 9-12
3.76%



High School
30.33%



Some College
16.73%



Assoc Degree
8.02%



Bach Degree
21%



Grad Degree
15.96%



offer associate's Degree or Certificate



offer Bachelor's Degree or Higher

Labor Force

Sharonville has a labor force of 6,978 people.

6,978

Labor Force


Talent

What are the largest job counts by occupation?



Total Employees

22,199



2023
2022
2021
2020

The work distribution of total employees in Sharonville is:



Total Establishments

1,248



Businesses and Jobs

Sharonville has a total of 1,248 businesses. In 2023, the leading industries in Sharonville were .

What are the top industries by jobs?

How many employees do businesses in Sharonville have?



1-4 Employees	55.85%
5-9 Employees	17.07%
10-19 Employees	12.1%
20-49 Employees	7.05%
50-99 Employees	4.73%
100+ Employees	3.2%

Income and Spending

Households in Sharonville earn a median yearly income of \$70,924. 34.23% of the households earn more than the national average each year. Household expenditures average \$82,771 per year. The majority of earnings get spent on Shelter, Transportation, Food and Beverages, Health Care, and Utilities.



\$70,924

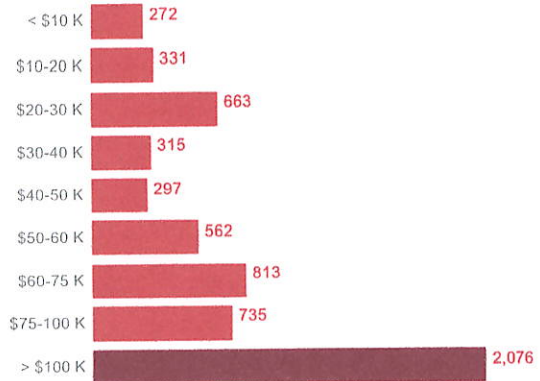
Median Household Income

3% more than the county

6% more than the state

6% less than the nation

Income Distribution



How do people spend most of their money?



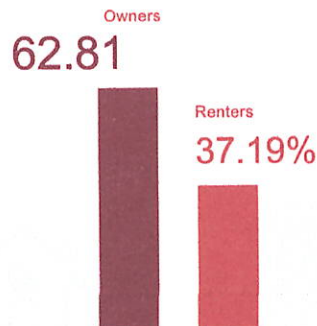
\$82,771

Median Household Expenditure

Housing

There are 26% more households who own their homes than there are renters.

Owners vs. Renters



Transportation

Residents spend an average of 19 minutes commuting to work. Sharonville is served by 25 airports within 50 miles. Rail can be accessed within the community. Interstates can be accessed within the community.



19_{min}

Commute Travel Time



1 + 25(+50 miles)

Airports in Community



Interstate

In Community



Freight Rail

In Community

Taxes

Top State Corporate Income Tax

0%

Top State Corporate Capital Gains Tax

0%

Top State Personal Income Tax

5.33%

Top State Personal Capital Gains Tax

5.3%

State Sales Tax

5.75%